

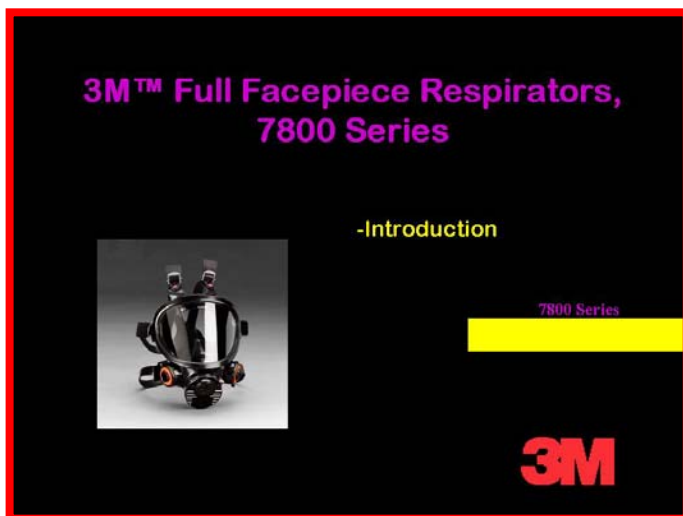


3M™ Full Facepiece Respirator, 7800 Series

Welcome and thank you for choosing a **3M™ 7800 Full Facepiece Respirator**.

During this short review, we will be discussing how to use your respirator. The goal of this review is to show you how to inspect, don and perform a seal check on your respirator.

Additional detailed information can be found in your User Instructions packaged with the product.



Click picture to start the video

- ◆ This document has been encoded for a Windows operating system
- ◆ This version of the interactive document requires at minimum an internet connection with (256Kbs) minimum connection speed and Acrobat Reader 6.0 or higher for proper operation
- ◆ If there is no video, reaffirm that you are running Acrobat Reader 6.0 (minimum requirement)
- ◆ If video problems persist, try closing other applications that may be consuming the required memory
- ◆ If there is no audio or the volume is too low, right-click the audio setting icon and adjust accordingly
- ◆ Sound but no video, click NEXT



- ◆ Still having problems, call
1-800-243-4630



Click picture to start video

**3M™ Full Facepiece Respirators,
7800 Series**

- Inspection



7800 Series



3M

**3M™ Full Facepiece Respirators,
7800 Series**

- Assembly




7800 Series




3M

**3M™ Full Facepiece Respirators,
7800 Series**

- Donning



7800 Series



3M

**3M™ Full Facepiece Respirators,
7800 Series**

- Seal Check



7800 Series



3M

Click picture to start video

**3M™ Full Facepiece Respirators,
7800 Series**

- Removal



7800 Series



3M

**3M™ Full Facepiece Respirators,
7800 Series**

- Replacements and Cleaning



7800 Series



3M

3M™ 7800 Full Facepiece Respirators



WARNING

Use of these products by untrained or unqualified persons, or use not in accordance with the instructions, may adversely affect product performance and **result in sickness or death**. These products are to be used only by qualified persons who are properly trained in their use and maintenance, and only in accordance with their operating and maintenance manuals. Each person using these products must first read and understand the operators manual.

For proper use, see your supervisor or the product instructions and warnings packaged with the product.

For more information, please contact:

**3M Occupational
Health and Environmental Safety Division
(OH&ESD)**

In the U.S., contact:

Sales Assistance

1-800-896-4223

Technical Assistance

1-800-243-4630

Fax On Demand

1-800-646-1655

Internet

<http://www.3M.com/occsafety>

For other 3M products

1-800-3M HELPS

In Canada, contact:

3M Canada Company, OH&ESD

P.O. Box 5757 London, Ontario N6A 4T1

Sales Assistance

1-800-265-1840, ext. 6137

Technical Assistance (Canada only)

1-800-267-4414

Fax On Demand

1-800-646-1655

Internet

<http://www.3M.com/CA/occSafety>

Technical Assistance In Mexico

1-800-712-0646 5270-2255, 5270-2119 (Mexico City only)

Technical Assistance In Brazil

0800-132333

Fax On Demand O.U.S. Locations

1-651-732-6530

3M Occupational Health and Environmental Safety Division

©3M September 2007. All rights reserved